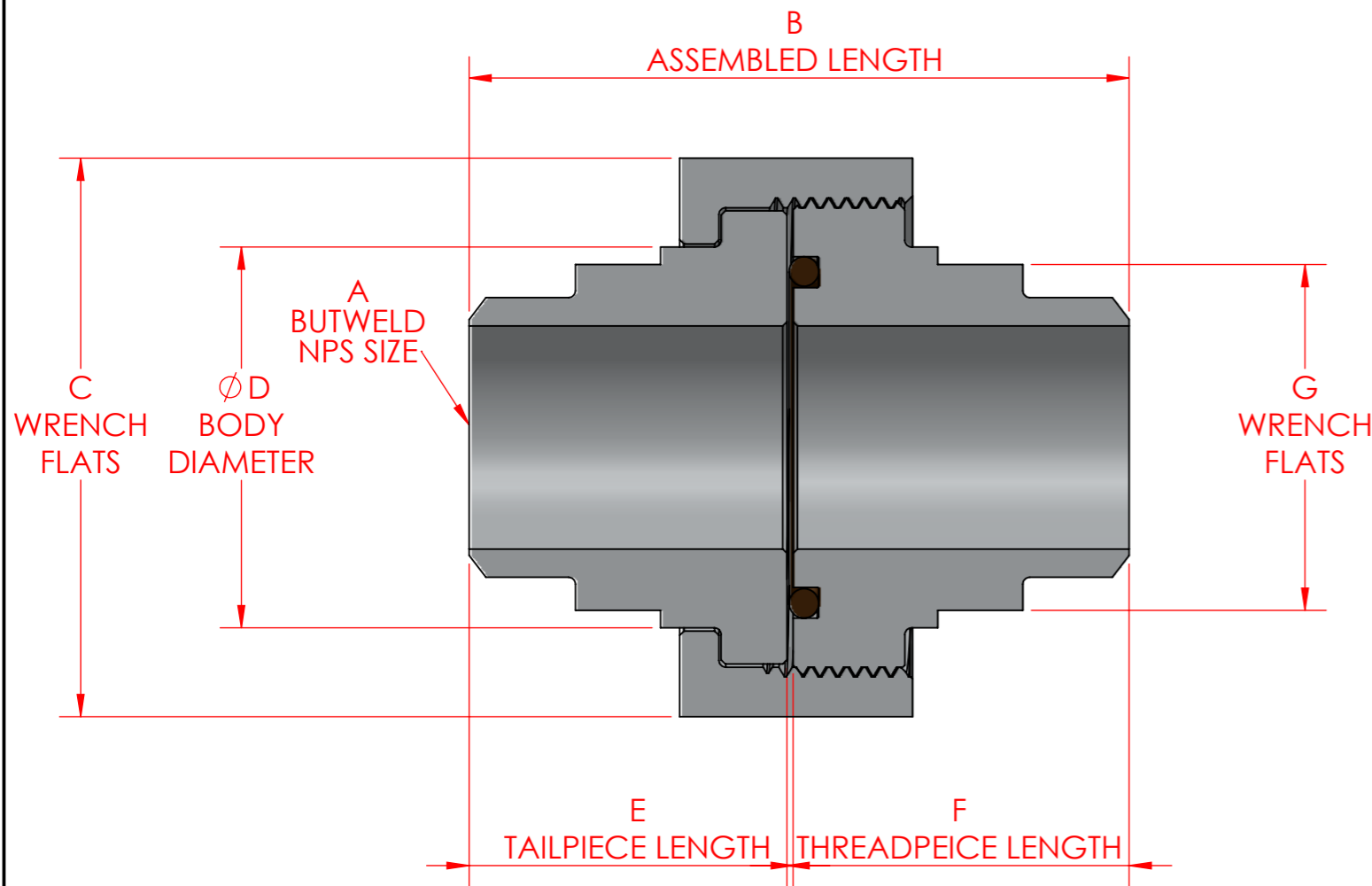


3535 Series Assembly Specifications



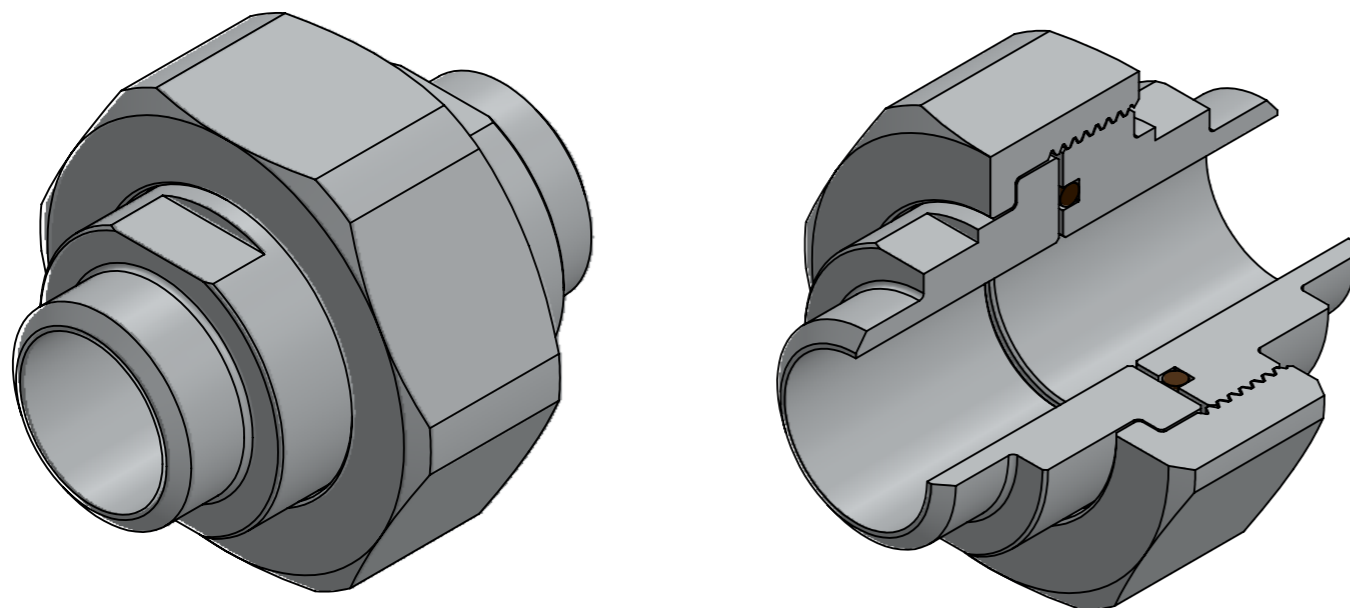
HART Size	A (MNPT Size)	B (Assembled)	C (Hex Nut Flats)	D (Body Diameter)	E (Tail)	F (Thread)	G (Wrench Flats)	Weight
3535-1	1/4" NPS	2.710	1.375	.750	1.305	1.405	.625	.330
3535-2	3/8" NPS	2.900	1.815	1.125	1.410	1.490	1.000	.400
3535-3	1/2" NPS	2.900	1.815	1.125	1.410	1.490	1.000	.700
3535-4	3/4" NPS	2.980	2.145	1.375	1.450	1.530	1.150	1.000
3535-5	1" NPS	3.010	2.500	1.750	1.450	1.560	1.500	1.750
3535-6	1 1/4" NPS	3.230	3.062	2.160	1.610	1.620	1.875	2.500
3535-7	1 1/2" NPS	3.140	3.375	2.375	1.540	1.600	2.125	3.500
3535-8	2" NPS	3.270	3.875	2.875	1.540	1.730	2.560	4.250
3535-9	2 1/2" NPS	3.590	5.000	3.610	1.780	1.810	3.250	6.000
3535-10	3" NPS	3.650	5.500	4.300	1.840	1.810	4.000	8.000


UNLESS SPECIFIED OTHERWISE, ALL DIMENSIONS ARE IN INCHES

DIMENSIONS FOR REFERENCE ONLY AND ARE SUBJECT TO CHANGE WITHOUT NOTICE

ASSEMBLED LENGTH IS A COMPRESSED DIMENSION AND MAY VARY BASED ON O-RING COMPRESSION

DRAWING NOT TO SCALE



UNLESS SPECIFIED OTHERWISE, ALL DIMENSIONS ARE IN INCHES TOLERANCE: .XXX ±.005	DRAWN HWP	2-10-14	HART Industrial Unions, LLC P.O. Box 310429 Newington, CT 06131  <i>Sure Seal O-Ring Unions</i>
	CHECK SRT	2-10-14	
MATERIAL STAINLESS STEEL	REVISED BTC	2-23-23	TITLE: <h2>3535 Series Assembly Specs</h2>
COATING	CUSTOMER		
SCALE: NTS			A3 SHEET 1 OF 1